

АНГЛИЙСКИЙ ЯЗЫК

Учебное пособие для **5** класса
учреждений общего среднего образования
с русским языком обучения

С электронным приложением

В 2 частях

Часть 1

*Допущено Министерством образования
Республики Беларусь*

МИНСК



«ВЫШЭЙШАЯ ШКОЛА»

2020

УДК 811.111(075.2=161.1)
ББК 81.2Англ-922
А24

Авторы: *Л.М. Лапицкая, А.И. Калишевич, Т.Ю. Севрюкова, Н.М. Седунова*

Рецензенты: кафедра профессиональной иноязычной подготовки учреждения образования «Барановичский государственный университет» (кандидат педагогических наук, доцент кафедры *И.В. Пинюта*); учитель английского языка первой квалификационной категории государственного учреждения образования «Средняя школа №125 г. Минска» *Н.В. Гриневич*

Условные обозначения



Настольная игра



Электронное приложение к учебному пособию размещено на ресурсе lingvo.adu.by



Аудиозапись



Словарь в картинках



Грамматический секрет



Урок презентации проекта



Домашнее задание (напишите и научитесь рассказывать)



Подлежащее



Глагол **be**



Вспомогательный глагол



Глагол, обозначающий действие



Вопросительное слово

Contents

UNIT 1. School holidays: places to go	4
UNIT 2. School holidays: things to do	40
UNIT 3. Do you like TV?	75
UNIT 4. Special days	106
Vocabulary	135



Unit 1

SCHOOL HOLIDAYS¹: PLACES TO GO

Lesson 1. Summer photos

1a.   Picture dictionary.



1

at the seaside
[ˈsiːsaɪd]



2

at home



3

at summer camp



5

in the mountains
[ˈmaʊntɪnz]



4

in the country
[ˈkʌntri]



7

abroad [əˈbrɔːd]



6

in town [taʊn]

¹ holidays – каникулы

1b. Look at the photos and speak about the characters (Liz, Mike, Mrs Read, Nikita, Nastya). Work in pairs.

Model. Liz is at the seaside.

2a.  Listen to the chant “Look! It’s a summer day” and match the verses with the pictures in ex. 1a.



A. Look! It is June, it’s a summer day.
I **am** at home.
There **are** lots of books to read.
Hooray! Hooray! Hooray!

B. Look! It is July, it’s a summer day.
My friend **is** at summer camp.
There **are** lots of games to play.
Hooray! Hooray! Hooray!

C. Look! It is August, it’s a summer day.
My parents and I **are** in town.
There **is** lots of food to eat.
Hooray! Hooray! Hooray!

2b.  **Grammar secret.**

The Present Simple Tense of the verb *to be*
Настоящее простое время глагола *быть*

			...
I	am	on holiday. at home. with my friend.	

It He / She / My friend There	is	July. at summer camp. lots of food to eat.
We / You / They / My parents and I There	are	on holiday. in town. lots of books to read.



I am = I'm he is = he's you are = you're

2c. Read and say the chant.

3a. Look at the pictures in ex. 1a. Who's speaking?

1. I'm climbing a mountain with my uncle.
2. I'm with my pupils abroad.
3. I'm playing at summer camp.
4. We are swimming in the sea.
5. I'm in the park in town.
6. I'm in the country with my family.

3b. Play a guessing game. Student 1, ask questions and guess the character. Student 2, think of a character (Liz, Mike, Mrs Read) and answer the questions.

- A. Who are you with?
- B. What are you doing?
- C. Where are you?

4. Work in pairs. Speak about the types of holidays you like.

Model. A: What type of holidays do you like?

B: I like a holiday in the country. There are lots of things to do there (там). I can play badminton and swim there.

5a. Think of your summer. Draw a detailed picture of one episode. Don't show it to your partner.

5b. Work in pairs. Have a drawing dictation. Describe your picture. Let your partner draw all the details. Then compare with your picture.

Model. I'm at the seaside. The sea is blue. There are lots of fish in the sea. It's sunny. There are no clouds. My mum and dad are playing badminton. I'm swimming. Our dog is playing with a ball.



5c. Describe your partner's picture to a new partner.

6a.  Choose three summer photos. Write about them.

Model. It's June. I'm at summer camp. I'm with my sister. There are lots of games to play and things to do. In this photo I'm playing football.

6b. Bring the photos to the next lesson to speak about your summer.

Lesson 2. I remember my summer

1a.   Listen to the chant "I remember" and say how it differs from the one in Lesson 1 (ex. 2a).



A. I remember: it was June, it was a summer day.
I was at home.
There were lots of books to read.
Hooray! Hooray! Hooray!

B. I remember: it **was** July, it **was** a summer day.
 My friend **was** at summer camp.
 There **were** lots of games to play.
 Hooray! Hooray! Hooray!

C. I remember: it **was** August, it **was** a summer day.
 My parents and I **were** in town.
 There **was** lots of food to eat.
 Hooray! Hooray! Hooray!

1b.   Grammar secret.

The Past Simple Tense: positive sentences with the verb *to be*
 Прошедшее простое время: утвердительные предложения с глаголом *быть*

		...
I	was	on holiday. at home. with my friend.
It He / She / My friend There		June. at summer camp. lots of food to eat.
We / You / They / My parents and I There	were	on holiday. in town. lots of books to read.



I remember...

am → was

is → was

are → were

1c. Say the chant.

2a. Draw a simple picture and write a verse for the chant about your day at home in summer.

Model. Look! It is ... , it is a summer day. I am at home. There is / There are ... Hooray! Hooray! Hooray!

I remember: It was ... , it was a summer day. I was at home. There was / There were ... Hooray! Hooray! Hooray!


HELP
BOX

books/read • games/play • films/watch •
things/do • food/eat

2b. Work in pairs. Read your verses.

2c. Put your chants together to make “Our summer” mini-book for your class.

3a. 📻 🎧 Listen to Nikita. Read and match the pictures to the texts.



1. Today is the 1st of September. It's Wednesday. I am at school. It's the first day of autumn, but it's warm.

2. Yesterday ['jestədeɪ] was the 31st of August. It was summer. I was at home.

3. Last [lɑːst] Wednesday, a week ago [ə'gəʊ], my parents and I were at the seaside. It was hot and sunny. The water was very warm. It was fantastic!

**Английский язык : учеб. пособие для 5-го кл. учреждений
А24** общ. сред. образования с рус. яз. обучения : с электронным
приложением. В 2 ч. Ч. 1 / Л. М. Лапицкая [и др.]. – Минск :
Вышэйшая школа, 2020. – 141 с. : ил.
ISBN 978-985-06-3210-4.

УДК 811.111(075.2=161.1)
ББК 81.2Англ-922

Учебное издание

Лапицкая Людмила Михайловна
Калишевич Алла Ивановна
Севрюкова Татьяна Юрьевна
Седунова Наталья Михайловна

АНГЛИЙСКИЙ ЯЗЫК

Учебное пособие для 5 класса учреждений общего среднего образования
с русским языком обучения

С электронным приложением

В 2 частях

Часть 1

Редактор *О.В. Ракицкая*
Художественный редактор *Е.Э. Агунович*
Технический редактор *Н.А. Лебедевич*
Компьютерная верстка *О.А. Самсоновой*
Корректоры *О.В. Ракицкая, В.И. Канопа*

Подписано в печать 07.05.2020. Формат 70×90/16. Бумага офсетная. Гарнитура «SchoolBook AC».
Печать офсетная. Усл. печ. л. 10,53 + 0,29 (форз.). Уч.-изд. л. 4,98 + 0,11 (форз.) + 5,0 (эл. прилож.).
Тираж 92 070 экз. Заказ 227.

Республиканское унитарное предприятие «Издательство “Вышэйшая школа”».
Свидетельство о государственной регистрации издателя, изготовителя, распространителя печатных
изданий № 1/3 от 08.07.2013. Пр. Победителей, 11, 220004, Минск
e-mail: market@vshph.com <http://vshph.com>

Открытое акционерное общество «Полиграфкомбинат им. Я. Коласа».
Свидетельство о государственной регистрации издателя, изготовителя, распространителя печатных
изданий № 2/3 от 10.09.2018.
Ул. Корженевского, 20, 220024, Минск.

(Название учреждения образования)

Учебный год	Имя и фамилия учащегося	Состояние учебного пособия при получении	Отметка учащемуся за пользование учебным пособием
20 /			
20 /			
20 /			
20 /			
20 /			

Учебное пособие издано за счет средств государственного бюджета для фондов библиотек по заказу Министерства образования Республики Беларусь.